

66" NOURI FREESTANDING ACRYLIC TUB

Cat. No.
ATFDRN65IG-XXXX



faucet not included

L: 66-5/8"
W: 29-1/2"
H: 22-5/8"

Water depth: 17-3/8" to top of tub
Water depth : 14-1/8" to overflow
Overflow slot length: 2-3/4" x 1/2"
Center drain to back of rim: 9-1/2"
Bottom of drain to floor: 4"
Bathting well to floor: 5"
Sitting area: 15"

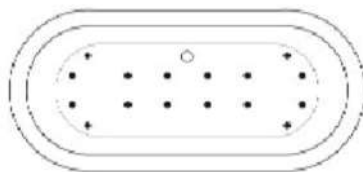
The following is recommended for
ATFDRN65IG tubs:

•Faucets: part #7901 or 7913
(Supplies included with filler)

Gallon Capacity : 58
Shipping Weight: 162 lbs.
Empty Weight: 79 lbs.
Filled Weight : 378 lbs.



For easier installation we
recommend use of 5598-ITD
Easy Install Rough-In Kit



(Air jet configuration if system is added,
more info on page 2.)

Features:

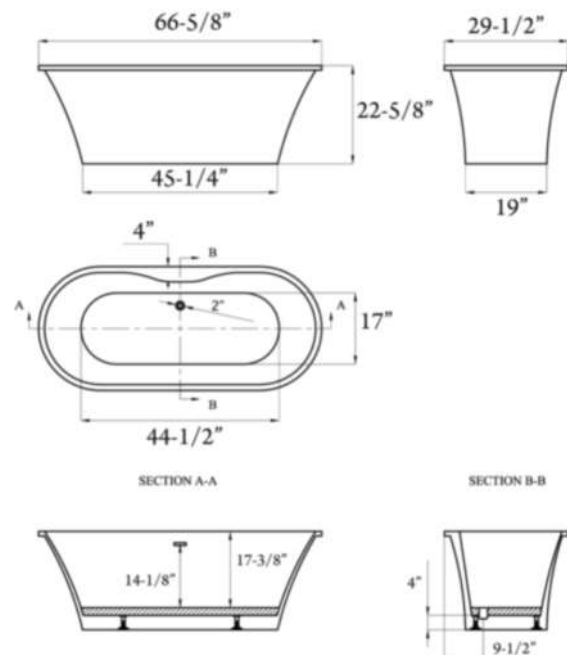
- ▶ Interior and exterior walls acrylic sheets
- ▶ No faucet holes
- ▶ Rim is 1-5/8" wide
- ▶ Tap deck: 4" x 8"
- ▶ Overflow slot with integrated drain
- ▶ Drain included
- ▶ Angle slope of tub: 63°
- ▶ Includes built-in adjusters
- ▶ Drain and overflow covers included (available in 8 finishes)
- ▶ Tub is thoroughly inspected before shipment
- ▶ Option to add foam insulation between tub walls available
- ▶ **New:** Air jet system now available, more info on page 2
- ▶ Interior will always be white
- ▶ **Tub exterior colors: White, Matte White, or Matte Black**



Finishes:


BN	Brushed Nickel	PN	Polished Nickel
CP	Polished Chrome	WH	White
ORB	Oil Rubbed Bronze	WT	Matte White
MB	Matte Black	BGD	Brushed Gold

Custom Colors Available (inside of tub is always white enamel):
Painted bathtubs are considered "special order" and are not returnable



BATHTUB AIR JET KIT

Cat. No.
AIR KIT 1, AIR KIT 2



- A** AIR JET - Bottom air jets for maximum bubble action.
- B** BLOWER - The heart of the massage system.
- C** MANIFOLD - Double back flow security prevention device.
- D** FLEXIBLE PVC HOISING - IAPMO certified.
- E** MAIN AIR INTAKE HOSE - High temperature and pressure resistant.

Features:

- ▶ 750 Watt blower motor operates system
- ▶ 300 Watt air heater warms air
- ▶ System powered by 120V
- ▶ 16 brass air jets placed in bottom of tub
- ▶ Each air jet has 24 holes
- ▶ Air jet caps available in white (AIR KIT 1) or black (AIR KIT 2)
- ▶ Includes 1 1/4" x 3' main air hose plus 1 1/4" x 9' extension hose
- ▶ Automatic system purge after each use
- ▶ Automatic safety timer turns off system after 20 minutes
- ▶ Includes water tight remote control
- ▶ Compatible with most acrylic, copper and resin tubs with no feet
- ▶ Not available with cast iron tubs or tubs with feet

Air Kit is installed in tub before shipment

INSIDE TUB VIEW - WILL VARY BY TUB DESIGN




Air Jet




Remote

Oval bathtub
Sample jet configuration




with end drain




with center drain

Rectangular bathtub
Sample jet configuration

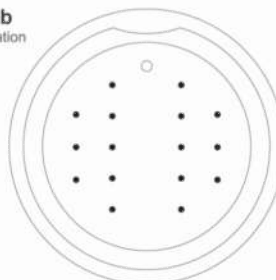


with end drain



with center drain

Round bathtub
Sample jet configuration



These diagrams are general representations.
Jet placement may vary dependent on tub shape

Features:

(16) Maxi Air Jets



Elbows for air jets



Tees for air jets